

EG**QUICK GUIDE**

This document is a concise version of the model manual. This document is not meant to be a replacement of the manual. To download the full manual please scan the QRcode below or locate the data label on the model and scan the QRcode.

ECO™ heat transfer coolers
MODINE

MANUFACTURER:
MODINE CIS ITALY S.R.L.
VIA GIULIO LOCATELLI, 22
33050 POCENIA (UDINE) ITALY

MADE IN ITALY/EU

MODEL VCE804B3

SERIAL NR. AA123456789 DATE 01/01/2021

NET WEIGHT [KG] 1170 CAPACITY [L] 102

CUSTOMER CODE

PS [BAR] 30 FLUID GROUP 2.G

TS MAX/MIN [°C] 150/-40 VOL [L]

CAT (PED) Cat. I DN 50

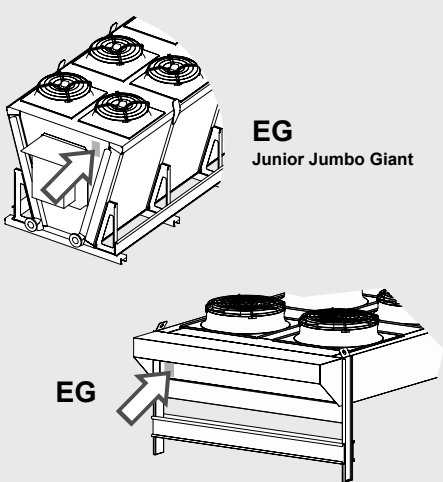
NR. OF MOTORS 04 RPM 880

MOTORS POW. SUPPLY 400V/3/50-60Hz

TOT. 7760 W 15.6 A

HEATERS POWER SUPPLY

HEATERS TOT



EG
Junior Jumbo Giant

ECO™ heat transfer coolers
MODINE

MANUFACTURER:
MODINE CIS ITALY S.R.L.
VIA GIULIO LOCATELLI, 22
33050 POCENIA (UDINE) ITALY

MADE IN ITALY/EU

MODEL VCE804B3

SERIAL NR. AA123456789 DATE 01/01/2021

NET WEIGHT [KG] 1170 CAPACITY [L] 102

CUSTOMER CODE

PS [BAR] 30 FLUID GROUP 2.G

TS MAX/MIN [°C] 150/-40 VOL [L]

CAT (PED) Cat. I DN 50

NR. OF MOTORS 04 RPM 880

MOTORS POW. SUPPLY 400V/3/50-60Hz

TOT. 7760 W 15.6 A

HEATERS POWER SUPPLY

HEATERS TOT



EG
Junior Jumbo Giant

Link to user manuals:



IT

ES

EN

FR

DE

RU

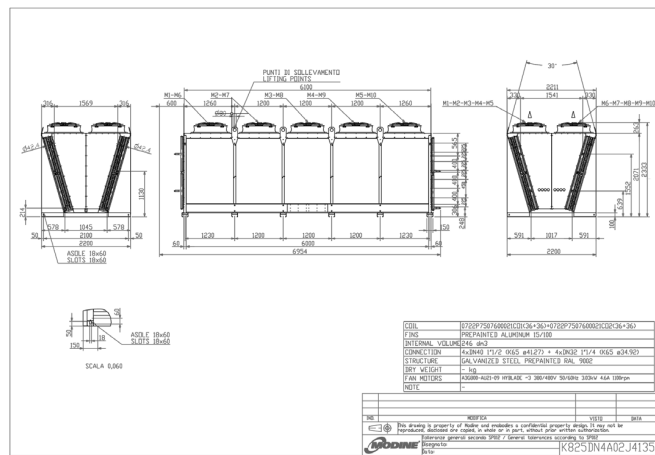


! Before removing the packaging, handling, assembling, positioning, commissioning of the machine and before performing any work on the model, download and carefully read all the information in the manual. If in doubt contact Modine.

Construction and dimensional features

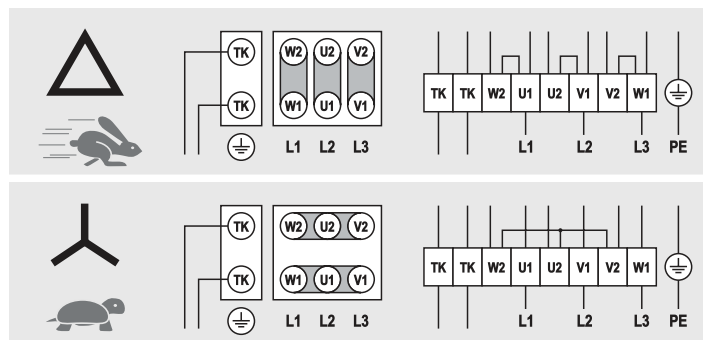
Refer to the drawing supplied with the model.

Example:



Wiring diagrams

General diagram



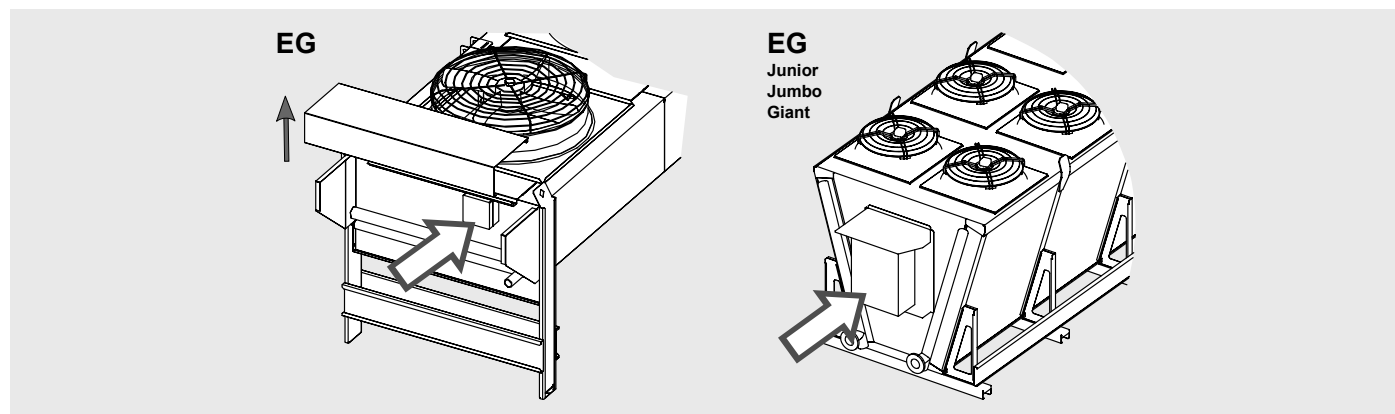
For other connections refer to the diagram printed on the inside of the motor-fan box.

The thermo-contacts (TK) must be connected to the control circuit.

For further information refer to the diagrams supplied with the model.

On standard EG models: on models supplied with the wiring in the junction box, remove the cover to make the connection.

On Junior, Jumbo and Giant models: on request, models can be supplied with wiring in a junction box or electrical cabinet.

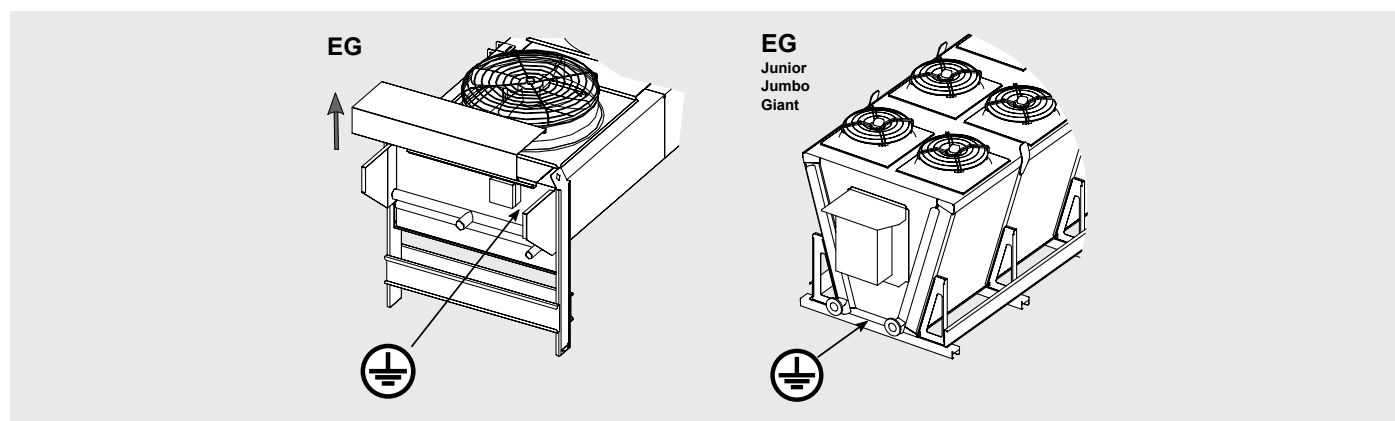


It is mandatory to use power cables with a minimum cross-section as indicated in Tab. 1. Please refer to the technical standards in force in the country of installation, based also on the way the cables are laid and their length and type.

Nominal current [A]	Power cable cross-section [mm ²]
11	1.5
15	2.5
20	4
26	6
36	10
48	16
64	25
80	35
95	50
150	95
170	120

Table 1

To minimise the risk of indirect contact, the electrical system can be earthed using the pin on the front. On standard EG models please lift the front cover to locate the pin.




Notes



Modine CIS Italy S.r.l.
33050 Pordenone - Udine - Italy
Via Giulio Locatelli, 22
Tel. +39 0432.772.001
Fax +39 0432.779.594
www.modine.com

Link to user manuals:



<https://www.modinecoolers.com/documents/>